

Solihull Early Years- Reception Year

This booklet has been designed with input from Solihull parents and schools to support you and your child's Reception year.

Solihull School Readiness Definition

We have chosen to adopt and adapt the UNICEF's (United Nations Children's Fund) definition from 'School readiness: a conceptual framework (UNICEF 2012)'. So that we see school readiness as the readiness of the individual child, the school's readiness for children, and the ability of the family and community to support the best early child-development.

Our Solihull community recognises the importance of the early years ages 0-5 years and that a person's future mental health and well-being is most likely affected by their development in the early years.

Child's readiness for school

The following list of words were created by Solihull's community of parents, schools, settings and education and health professionals.



Our vision
Success for today, prepared for tomorrow

Schools' readiness for children

All settings will seek to work together with parents and their previous setting to get to know the child and their needs.

The families and community readiness for school.

The best outcomes occur when everyone works together to engage and respond to the needs of the child. A shared involvement and commitment to building shared, secure, respectful relationships for the best start in a new environment.

What parents told us they wanted to know from the school about a child's Reception experiences....

- ☺ What will my child's first day be like? What will they do?
- ☺ What does a typical day look like? What will my child be doing?
- ☺ What is their daily timetable over the week?
- ☺ What are the key learning areas covered during the week?
- ☺ What wrap around provision is available in school?
- ☺ What will the transition process be like?
- ☺ How will school keep my child safe?



Key dates in the school year

Solihull admissions information-

<https://www.solihull.gov.uk/Schools-and-learning/School-admissions>

Term dates are here-

<https://www.solihull.gov.uk/schools-and-learning/term-dates>







Time	Activity	Further information
Summer before Reception	Ages and Stages Questionnaire age 4 completed by parent	https://www.swft.nhs.uk/our-services/children-and-young-peoples-services/solihull-0-19-service
Autumn term	Reception Baseline	https://www.gov.uk/government/publications/reception-baseline-assessment-information-for-parents
Towards the end of the summer term	Early Years Foundation Stage Profile	www.gov.uk/government/publications/early-years-foundation-stage-profile-handbook

The early years in a setting, such as a childminder, a pre-school, or a nursery, and in school, is called the Early Years Foundation Stage (EYFS).

Websites to support families....

Content – find out about.....	Website information:	Link
Health and early education advice	Health for Under 5s- Health Visitors	https://healthforunder5s.co.uk/
Tips and activities	BBC Tiny Happy People	https://www.bbc.co.uk/tiny-happy-people
Services in Solihull	My Solihull Map	https://www.solihull.gov.uk/communities/my-solihull-map
EYFS milestones	What to expect in the EYFS	https://foundationyears.org.uk/2021/09/updatedguidance-to-support-the-eyfs/
 ChatHealth	School nurses in Solihull	Text: 07480635469 8-5pm weekdays term time. https://www.healthforkids.co.uk/solihull/school-nurses/
Solihull Local Offer	Special Educational Needs (SEND)	https://www.solihull.gov.uk/Children-andfamily-support/localoffer/Early-Years-Team

Top tips to help support transition into Reception....

	<p>Take any opportunity to visit the school- walk past, drive by, attend any events such as summer fayres, any new reception meetings etc.</p> <p>Look at the school website -there may be a plan of school or pictures and videos you can look at together. You may be able to see a video of the teacher reading a story.</p>
	<p>Try trial run-throughs of getting ready to attend, such as putting on the uniform, walking to the setting or driving and finding a place to park safely.</p>
	<p>Get routines established before the start date and practice these to help identify problems and solutions before they occur. For example, recognising that the school jumper is itchy or that a different walking route to school may help or that you need to start getting ready 10 minutes before you anticipated etc. Ensure a bedtime routine is in place.</p>
	<p>Support independence skills that will be needed- can your child ask for help? Use the toilet independently? How might needs be communicated in a new setting? What word or action might indicate need?</p>
	<p>Explore the activities on Tiny Happy People and Solihull Five to Thrive websites play with mud, water, playdough, cutting and sticking, sharing a book or song, make up stories with toys, try out mark making tools, bake and make together, count steps and jumps and claps, go to a library to borrow a book, or join a music session, play turn taking games....ready> steady> go</p>
	<p>Support your child to communicate with others. Help them to understand their daily routine and what is happening next by using photos, picture, or objects.</p> <p>https://childrenscommunitytherapies.uhb.nhs.uk/speech-and-language-therapy/resources-for-everyone/</p>